



MAZDA 3



Mazda Showroom & Service Centre: 5 Ubi Close, Singapore 408605. Sales Tel: 6395 8888 | Service Tel: 6395 8899
Mazda Showroom & Service Centre: 23 Leng Kee Road, Singapore 159095. Sales Tel: 6603 6118 | Service Tel: 6603 6128
For more information, please visit www.mazda.com.sg. For corporate sales, please contact us at corporatesales@mazda.com.sg
For leasing options, please contact us at leasing@eurokars.com.sg or 6908 8000

TE - Jan 2025

We believe in the power of human potential;
creativity, imagination and the amazing things
we're all capable of when we're inspired.

We believe in taking the unconventional road
and going the extra mile to do work that inspires.

We believe in artisans, designers, engineers and ambassadors
who pour human energy into their work.

We believe in the power of cars to move human emotions.
To awaken senses, heighten reflexes, make pulses race.

We believe the joy of being alive comes from
what we discover on our journey,
and the inspiration we find in every mile.

MAZDA MAKES YOU FEEL ALIVE.



Note: All pictures shown in this brochure are for illustration purposes only. Specs and features may differ with each model variant. Please refer to our sales consultant or the specification sheet for actual details.



Mazda3 Hatchback: design that liberates the spirit. With sensuous, free-flowing curved surfaces that reflect your ever-changing surroundings, evoking powerful emotions of freedom and self-expression. Opening up a world beyond conventions, where only you set the limits to your imagination and what you can achieve. It's design elevated to a provoking work of art. Inside, the cabin invites you to get in and go, with every detail considered and centred on you to give both emotional and practical satisfaction. Our passionate dedication to driving is the essence of every feature. The rewarding result is effortless and intuitive communication between you and Mazda3.



Note: All pictures shown in this brochure are for illustration purposes only. Specs and features may differ with each model variant. Please refer to our sales consultant or the specification sheet for actual details.



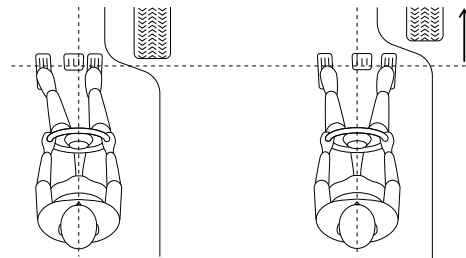


Mazda3 Sedan transforms tradition through a design evocative of a single flowing brushstroke. With its air of refined individuality, this sleek and elegant statement of sophisticated dignity connects on a deeper, more mature level. Inspiring powerful impressions of understated grace and beauty that speak directly to the emotions. Inside, the cabin is a symphony of materials and finishes individually selected by master craftsmen. But beneath the rich harmony and elegance is a ruthless dedication to the practicality of driving, with every feature and control intelligently positioned to always feel tailored specifically to you.

HUMAN-CENTRIC: SUPPORTING THE SENSES

COMFORT IN COMMAND

Your driving position affects every interaction you have with the car. It's where driving pleasure begins, and it's one more place where Mazda puts the focus on you to assure natural posture and ultimate ease of operation. Pedal layout is a prime example. To place the accelerator pedal exactly where your right foot falls naturally, all Mazdas are designed around the driving position with the front wheels further forward to create the space required for correct pedal location. The result is a relaxed, natural driving posture allowing you to operate the vehicle just as you desire, with minimal stress and effort.




Conventional pedal layout
Wheelhouse impedes natural leg extension resulting in driver discomfort.

Mazda pedal layout
Front wheel is moved forward, leg extends comfortably and naturally.

HUMAN-MACHINE INTERFACE (HMI)

Knowledge is power, but poorly presented information results in stress and confusion. So Mazda's HMI is entirely human-centric in its design, keeping you informed while leaving you free to concentrate on driving. Constantly changing high-priority information is delivered in real time in the Active Driving Display just below your line of sight: essential driving information is shown in the meter cluster LCD directly in front of you, and information related to entertainment and convenience comes via the 10.25-inch* centre display. Prioritizing and presenting information in this logical way helps you to maintain a comfortable, natural posture as it supports you in driving safely and enjoyably.

*10.25-inch centre display only available for Elegance and Astina variant.



Active Driving Display
This windscreen-projected display is close to your line of sight for easy visibility. Important driving information is displayed in the upper section, vehicle status information is displayed in the lower section.



Note: All pictures shown in this brochure are for illustration purposes only. Specs and features may differ with each model variant. Please refer to our sales consultant or the specification sheet for actual details.



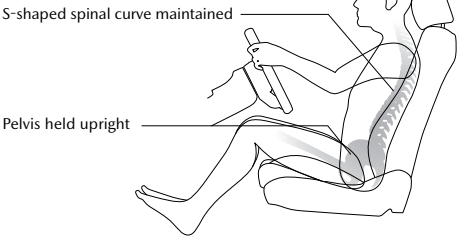
HUMAN-CENTRIC:
MOTION INSPIRED BY YOU

SKYACTIV-G 1.5
Maximum Power: 88kW (120PS)/6,000rpm
Maximum Torque: 153Nm/4,000rpm
Fuel Consumption (combined)*: 5.9 L/100km
Vehicular Emissions Scheme (VES) Band: B

M-HYBRID
Motor Power: 5.1kW(6.8PS)/1,800rpm
Motor Torque: 48.5Nm/100rpm
Total Motor Power: 5.1kW

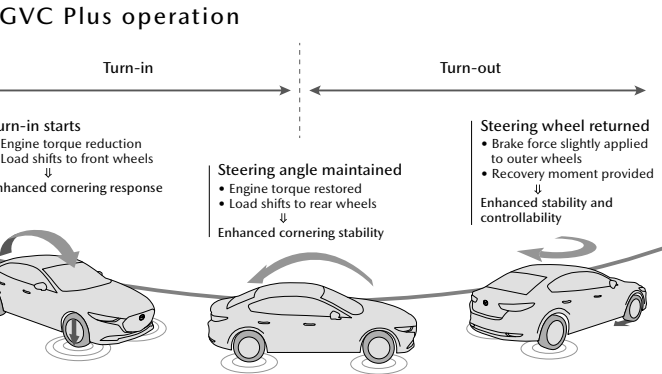
*Figures are based on average of urban and highway driving

Seat design



SKYACTIV-VEHICLE ARCHITECTURE
From the time we learn to walk, we learn to control our centre of gravity — and thus our balance — entirely without conscious thought. It becomes as natural as breathing. And it is the inspiration for Mazda's Skyactiv-Vehicle Architecture, aimed at enabling you to fully maintain your balance even inside the vehicle. With human characteristics as the overriding design directive for the seats, body and chassis as a whole, Skyactiv-Vehicle Architecture realizes ride comfort, handling stability and vehicle motion that perfectly matches human sensibilities and always feels familiar and natural to driver and passengers alike.

G-VECTERING CONTROL PLUS (GVC PLUS)
GVC Plus is one more way Mazda's human-centric engineering makes vehicle movement more responsive, more confidence-inspiring and just more comfortable. As you enter a bend, GVC Plus momentarily lowers engine torque to transfer weight to the front wheels and enhance grip. Then as you go through the curve, engine torque is restored to shift weight rearwards for greater stability. Finally, as you exit the bend brake force is slightly applied to the outer wheels to help recover straight-line running. This seamless, behind-the-scenes control greatly reduces the need for mid-bend steering corrections, smoothes the effect of G forces to reduce body sway, and lowers stress and fatigue on long drives.



Note: All pictures shown in this brochure are for illustration purposes only. Specs and features may differ with each model variant. Please refer to our sales consultant or the specification sheet for actual details.




EXTERIOR AND INTERIOR COLOURS

BODY COLOURS




Soul Red Crystal Metallic (46V)



Machine Grey Metallic (46G)

Paint-coat composition



TAKUMI-NURI

Mazda's unique painting technology Takumi-Nuri (*takumi*: master craftsman, *nuri*: painting), with its unprecedented combination of colour, highlights, shade and depth, further emphasizes the sheer beauty and quality of the dynamic body shape. The lineup includes two Takumi-Nuri body colours: Soul Red Crystal Metallic and Machine Grey Metallic.



Platinum Quartz Metallic (47S)



Polymetal Grey Metallic (47C)



Ceramic Metallic (47A)



Deep Crystal Blue Mica (42M)



Jet Black Mica (41W)




Snowflake White Pearl Mica (25D)



Arctic White (A4D)

SEAT MATERIALS



Leather, Red



Leather, Black

Note: All pictures shown in this brochure are for illustration purposes only. Specs and features may differ with each model variant. Please refer to our sales consultant or the specification sheet for actual details.

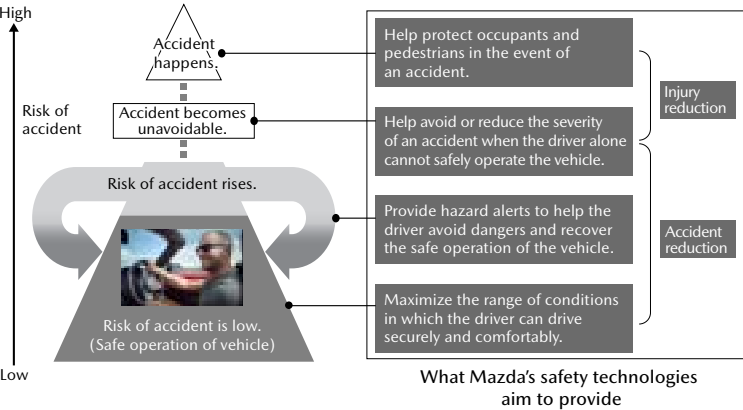
HUMAN-CENTRIC:
REASSURING SAFETY, DRIVING ENJOYMENT

MAZDA PROACTIVE SAFETY

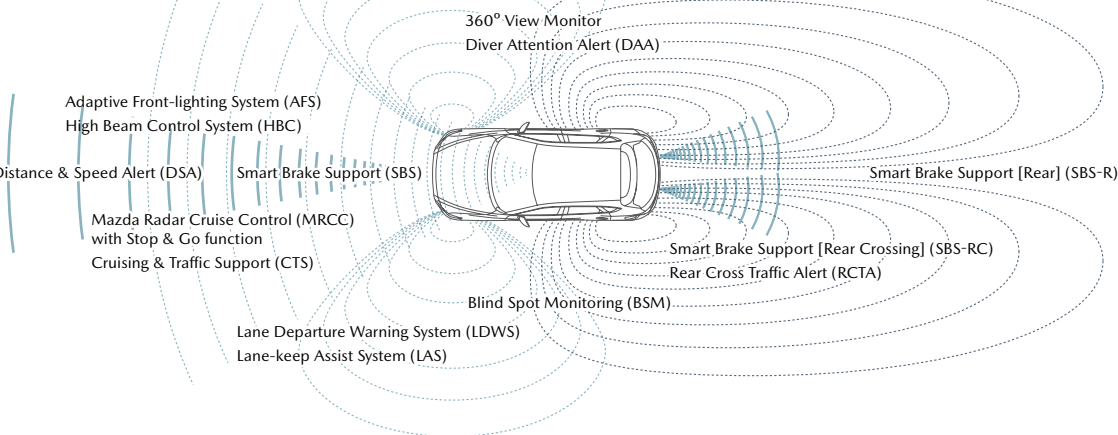
Confidence-building reassurance for the driver, and an enjoyable driving experience for all occupants. These are the fundamental aims of Mazda Proactive Safety. And with these twin goals, Mazda expanded the concept of safety, taking it beyond the conventional thinking on advanced safety technologies to also include the driving position, information layout, visibility, and driving dynamics. It's an ongoing effort to provide a safe and reassuring experience for everybody, including passengers in the rear seats, with the ultimate aim of making accidents a thing of the past. As part of this progress

towards comprehensive all-round safety and an accident-free future, Mazda engineers not only evolved and improved the driving position and visibility, they also developed i-Activsense, a suite of advanced safety technologies that includes Driver Attention Alert (DAA), Rear Cross Traffic Alert (RCTA), and Cruising & Traffic Support (CTS) to further enhance the driver's awareness of potential hazards. This evolving and all-inclusive approach to safety takes Mazda closer to its final goal of eliminating traffic accidents and enhanced driving pleasure.

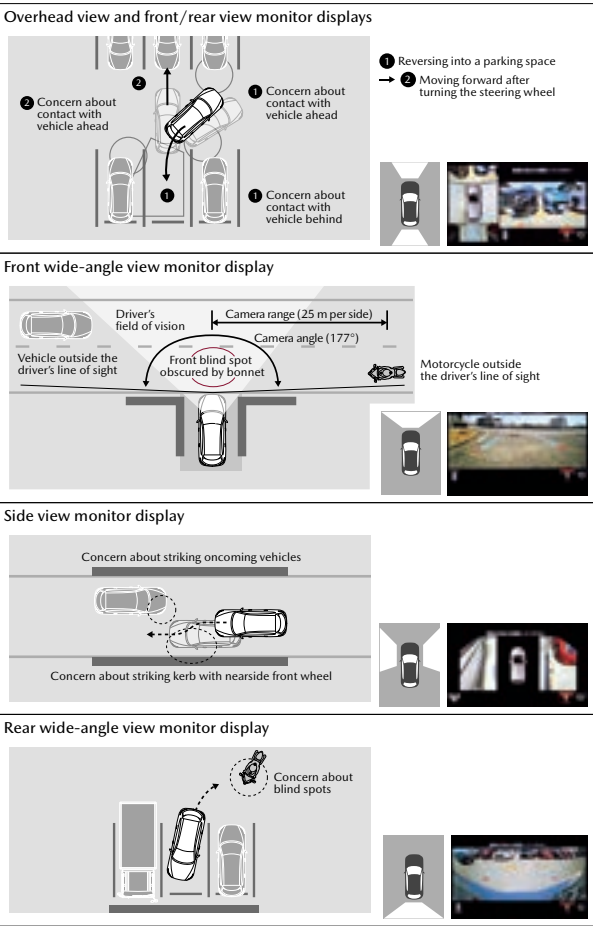
Driving with Mazda Proactive Safety



i-Activsense technologies

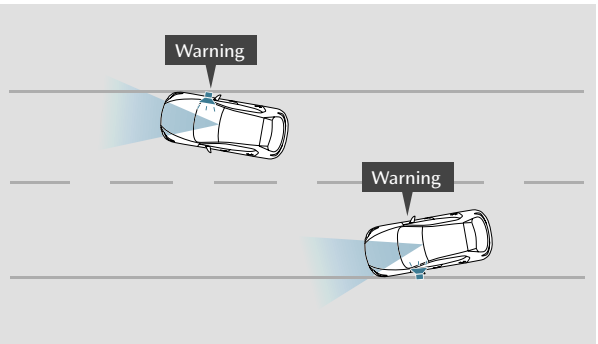


i-ACTIVSENSE



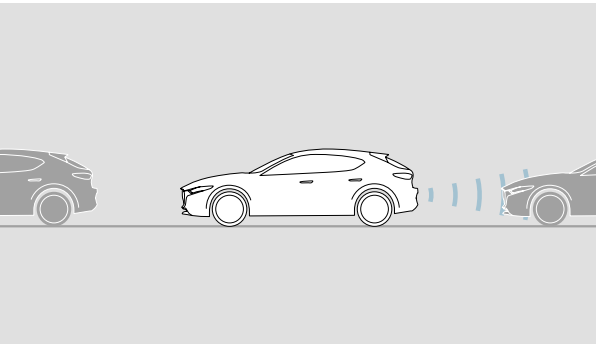
360° VIEW MONITOR SYSTEM

The 360° View Monitor system features four cameras on the front, sides and rear of the vehicle to show the area around the car on a central display. Combined with alarm sounds triggered by eight parking sensors at the front and rear, the system helps you to avoid danger when pulling into or out of a garage, approaching T-shaped intersections or passing an oncoming car on a narrow road.



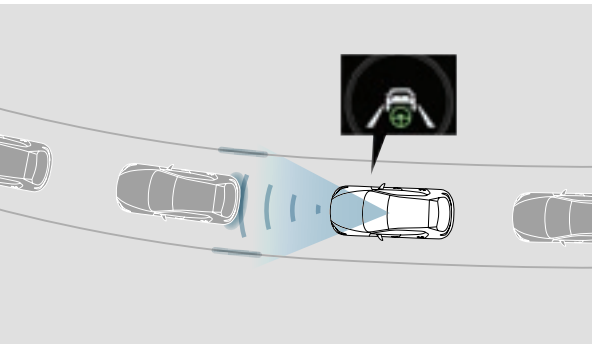
LANE DEPARTURE WARNING SYSTEM (LDWS)

LDWS employs a forward-sensing camera to monitor lane markings on the road ahead, constantly checking whether the vehicle is correctly centred in the lane. When unintentional lane departure is detected, LDWS warns the driver by vibrating the steering wheel or sounding an alert. The system operates when the car is moving forwards at speeds higher than approximately 60 km/h.



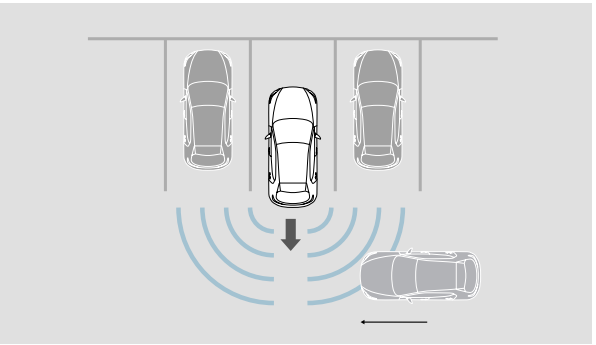
SMART BRAKE SUPPORT [REAR] (SBS-R)

When reversing, low objects behind the vehicle are hard, or even impossible, to see from the driver's seat. SBS-R's rear-facing ultrasonic sensor detects such obstacles behind the vehicle when reversing at speeds between approximately 2 and 8 km/h. If the system determines the driver is unaware of the obstacle and judges that a collision is imminent, it applies the brakes to help reduce collision damage.



CRUISING & TRAFFIC SUPPORT (CTS)

CTS helps reduce driver fatigue when in traffic jams on the highway. When engaged, CTS automatically controls vehicle speed to keep a suitable distance from the vehicle ahead, and also assists with steering torque to maintain proper lane position through bends. If lane markings are not detected, the system follows the path of the preceding vehicle. In this way, CTS promotes a safe, comfortable driving experience.



SMART BRAKE SUPPORT [REAR CROSSING] (SBS-RC)

Vehicles approaching from the left or right at the rear of the vehicle are another source of danger when reversing. SBS-RC detects vehicles approaching from the vehicle's left and right rear blind spots when reversing at speeds between approximately 0 and 10 km/h. If the system judges an impact is unavoidable, it operates the brakes to help mitigate damage caused by the collision.

Notes: i-Activsense safety features are not a substitute for safe and attentive driving. There are limitations to the range and detection of the systems. Availability of safety equipment/features varies according to country and model grade. Please consult the sales consultant or refer to specification list for exact information.