



# MAZDA CX-30



Mazda Showroom & Service Centre: 5 Ubi Close, Singapore 408605. Sales Tel: 6395 8888 | Service Tel: 6395 8899  
Mazda Showroom & Service Centre: 23 Leng Kee Road, Singapore 159095. Sales Tel: 6603 6118 | Service Tel: 6603 6128

For more information, please visit [www.mazda.com.sg](http://www.mazda.com.sg). For corporate sales, please contact us at [corporatesales@mazda.com.sg](mailto:corporatesales@mazda.com.sg)  
For leasing options, please contact us at [leasing@eurokars.com.sg](mailto:leasing@eurokars.com.sg) or 6908 8000

TE - Jan 2025

We believe in the power of human potential;  
creativity, imagination and the amazing things  
we're all capable of when we're inspired.

We believe in taking the unconventional road  
and going the extra mile to do work that inspires.

We believe in artisans, designers, engineers and ambassadors  
who pour human energy into their work.

We believe in the power of cars to move human emotions.  
To awaken senses, heighten reflexes, make pulses race.

We believe the joy of being alive comes from  
what we discover on our journey,  
and the inspiration we find in every mile.

MAZDA MAKES YOU FEEL ALIVE.
















Mazda CX-30: the pure beauty of 'less is more'. Clean curves and undulating surfaces, embracing and reflecting the surroundings. Sleek, bold proportions lifting and energizing the spirit. A new departure in the art of creative living. Inside, the cabin is a study in premium materials and superior craftsmanship. An enticing and intimate space, inviting you to relax and savour every moment. Lavishly appointed, with controls exactly planned around the driver. A perfect harmony of form and function, designed to take you places and reward all the senses.









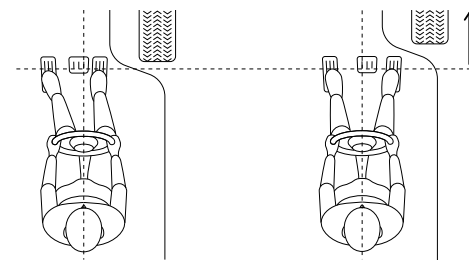
Mazda CX-30 is the compact crossover designed and engineered to stimulate the creative, self-directed lifestyles that make every day so much more rewarding. Equally at home as an easy-to-handle city car or an out-and-out explorer in the wilds, CX-30 adds Mazda's unique driving pleasure to everything you do. And it's not just for the driver: CX-30 offers the space and comfort to let loved ones and friends truly relax and enjoy the journey. No matter what your family's needs, today or tomorrow, CX-30 is the perfect partner ready to meet and fulfil them, in effortless style that is always deeply satisfying. Bring some magic to every road you drive. Mazda CX-30.



## HUMAN-CENTRIC: SUPPORTING THE SENSES

### COMFORT IN COMMAND

Your driving position affects every interaction you have with the car. It's where driving pleasure begins, and it's one more place where Mazda puts the focus on you to assure natural posture and ultimate ease of operation. Pedal layout is a prime example. To place the accelerator pedal exactly where your right foot falls naturally, all Mazdas are designed around the driving position with the front wheels further forward to create the space required for correct pedal location. The result is a relaxed, natural driving posture allowing you to operate the vehicle just as you desire, with minimal stress and effort.



Conventional pedal layout  
Wheelhouse impedes natural leg extension resulting in driver discomfort.

Mazda pedal layout  
Front wheel is moved forward, leg extends comfortably and naturally.

### HUMAN-MACHINE INTERFACE (HMI)


Knowledge is power, but poorly presented information results in stress and confusion. So Mazda's HMI is entirely human-centric in its design, keeping you informed while leaving you free to concentrate on driving. Constantly changing high-priority information is delivered in real time in the Active Driving Display just below your line of sight: essential driving information is shown in the meter cluster LCD directly in front of you, and information related to entertainment and convenience comes via the 10.25-inch\* centre display. Prioritizing and presenting information in this logical way helps you to maintain a comfortable, natural posture as it supports you in driving safely and enjoyably.



10.25-inch centre display

Active Driving Display

Meter cluster with 7.0-inch LCD



Active Driving Display

This windscreen-projected display is close to your line of sight for easy visibility. Important driving information is displayed in the upper section, vehicle status information is displayed in the lower section.



Note: All pictures shown in this brochure are for illustration purposes only. Specs and features may differ with each model variant. Please refer to our sales consultant or the specification sheet for actual details.





# HUMAN-CENTRIC: MOTION INSPIRED BY YOU

## SKYACTIV-VEHICLE ARCHITECTURE

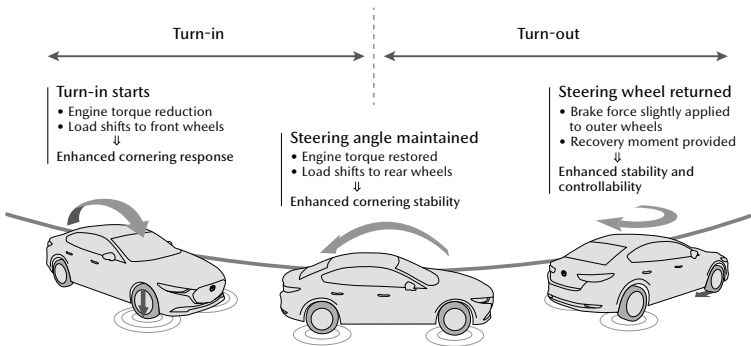
From the time we learn to walk, we learn to control our centre of gravity — and thus our balance — entirely without conscious thought. It becomes as natural as breathing. And it is the inspiration for Mazda's Skyactiv-Vehicle Architecture, aimed at enabling you to fully maintain your balance even inside the vehicle. With human characteristics as the overriding design directive for the seats, body and chassis as a whole, Skyactiv-Vehicle Architecture realizes ride comfort, handling stability and vehicle motion that perfectly matches human sensibilities and always feels familiar and natural to driver and passengers alike.



## G-VECTURING CONTROL PLUS (GVC PLUS)

GVC Plus is one more way Mazda's human-centric engineering makes vehicle movement more responsive, more confidence- inspiring and just more comfortable. As you enter a bend, GVC Plus momentarily lowers engine torque to transfer weight to the front wheels and enhance grip. Then as you go through the curve, engine torque is restored to shift weight rearwards for greater stability. Finally, as you exit the bend brake force is slightly applied to the outer wheels to help recover straight-line running. This seamless, behind-the-scenes control greatly reduces the need for mid-bend steering corrections, smoothes the effect of G forces to reduce body sway, and lowers stress and fatigue on long drives.

### GVC Plus operation







# HUMAN-CENTRIC: CLEANER, MORE EFFICIENT ENERGY

## SKYACTIV-G

Conventional internal combustion engines only harness around 30% of the potential energy in the fuel they consume: the rest is wasted. So Mazda developed Skyactiv-G, a high-efficiency engine that compresses the air-fuel mixture to a much higher degree than in conventional powerplants, squeezing far more energy from every drop of fuel. This high compression ratio, unparalleled among mass production engines, delivers both sheer driving pleasure and outstanding fuel economy. And it's further enhanced by a raft of innovative Mazda technologies including optimized intake ports and piston shape, split fuel injection and a coolant control valve.

## SKYACTIV-G 2.0

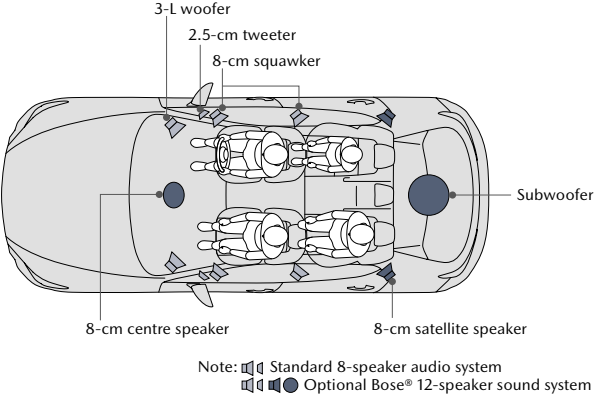
Maximum Power: 121kW (165PS)/6,000rpm  
Maximum Torque: 213Nm/4,000rpm  
Fuel Consumption (combined)\*: 6.8 L/100km  
Vehicular Emissions Scheme (VES) Band: B

\*Figures are based on WLTP standards

## MAZDA HARMONIC ACOUSTICS

Assured control of sound in the cabin — whether noise or music — is another key element of driving pleasure, superbly achieved by Mazda Harmonic Acoustics. This far-reaching audio initiative was developed to create a quiet cabin that insulates you from unwanted and distracting outside noise, while still allowing for the subtle sounds from the road and engine that add to the driving experience. It also drove the design of the audio system to deliver the same rich sound at both low and high volumes. Particular attention was paid to speaker placement to give deep, satisfying bass and clear, well-localized mid- and high-frequencies. The result is detailed, natural reproduction of music with astonishing depth and clarity at any volume.

## Speaker layout



Bose® 12-speaker sound system

# HUMAN-CENTRIC: THE SENSIBILITY OF SOUND





# HUMAN-CENTRIC: WORKING WITH YOU

CX-30 is a true lifestyle workhorse, entirely designed around you to make daily life feel more natural and enjoyable. Of course, the cabin is a haven of relaxing comfort. And this concept of relaxed, human-centric comfort carries over to the design of the luggage room, with enhanced practicality and generous capacity to satisfy virtually all lifestyle requirements. The liftgate is wide and the lip is set low, making it easy to load even heavy cargo or suitcases. The floor and side trim feature non-woven fabric to help prevent bags from getting scratched. Together with a simple wall structure, this creates a pleasing impression of spaciousness and quality. These stylish looks and unbeatable ease of use combine to give you a rich and rewarding experience every day, and in everything you do.



# EXTERIOR AND INTERIOR COLOURS

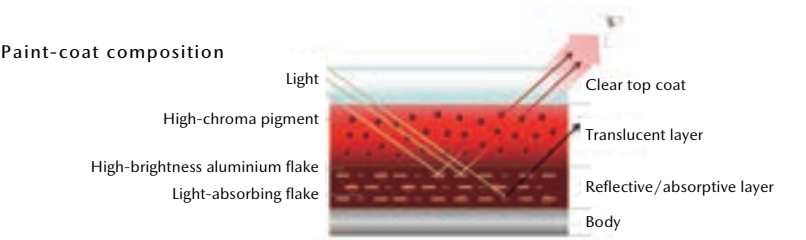
## BODY COLOURS



Soul Red Crystal Metallic (46V)



Machine Grey Metallic (46G)



## TAKUMI-NURI

Mazda's unique painting technology Takumi-Nuri (*takumi*: master craftsman, *nuri*: painting), with its unprecedented combination of colour, highlights, shade and depth, further emphasizes the sheer beauty and quality of the dynamic body shape. The lineup includes two Takumi-Nuri body colours: Soul Red Crystal Metallic and Machine Grey Metallic.



Zircon Sand Metallic (48T)



Platinum Quartz Metallic (47S)



Polymetal Grey Metallic (47C)



Ceramic Metallic (47A)



Deep Crystal Blue Mica (42M)



Jet Black Mica (41W)



Snowflake White Pearl Mica (25D)



Arctic White (A4D)

## SEAT MATERIALS



Leather, Black